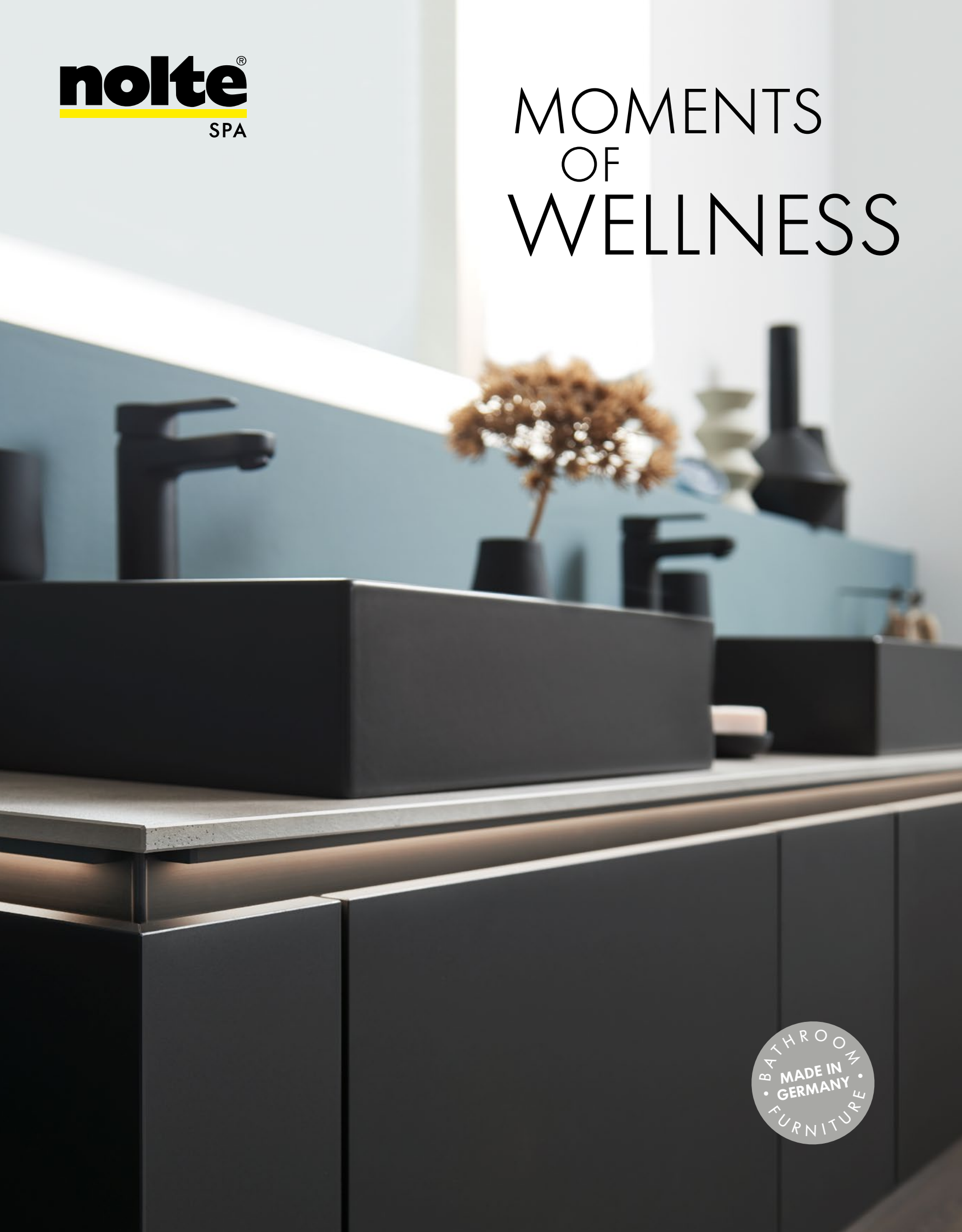


MOMENTS OF WELLNESS



CONTENTS

Bathroom ideas

ALPHA LACK high-gloss white	28 - 35
ARTWOOD natural bough oak	24 - 27
ARTWOOD walnut royal	54 - 59
LUX high-gloss arctic white	40 - 43
MANHATTAN chalet oak	48 - 53
MANHATTAN white	70 - 71
NOVA LACK high-gloss night black	6 - 9
NOVA LACK high-gloss white	36 - 39
PLUS platinum grey soft mat	44 - 47
SIGMA LACK white soft mat	14 - 19
SOFT LACK quartz grey soft mat	10 - 13, 60 - 63
SOFT LACK sahara soft mat	64 - 69
STONE concrete	20 - 23
<hr/>	
The details make the difference	72 - 73
Time for something new	74 - 77
The Nolte SPA collection	78 - 97
Quality and ecology	98 - 99



For over 60 years, the Nolte name has been synonymous with high-quality furniture made in Germany. The youngest member now entering the family is Nolte SPA – exquisitely designed and manufactured in top quality at Nolte Küchen, Germany’s favourite kitchen brand.

Here, above all, it’s the details that make the difference: from attractive decors also on the inside of cabinets to MatrixArt, the handleless bathroom.

On the following pages you will find all sorts of ideas for your new bathroom: get ready to be inspired!

ECKHARD WEFING
Managing Director






FEEL-GOOD BATHROOM FURNITURE

Today, the modern bathroom is much more than just a place to wash and shower in. It's both comfort zone and retreat, even a haven of well-being. It is where you can unwind, find relaxation from the hubbub of everyday life.

Create your very own personal world to pamper the senses – Nolte SPA makes it possible.





Whether in broad daylight or the depths of the night: The infinitely adjustable LED lighting system conjures the right mood whatever the moment.


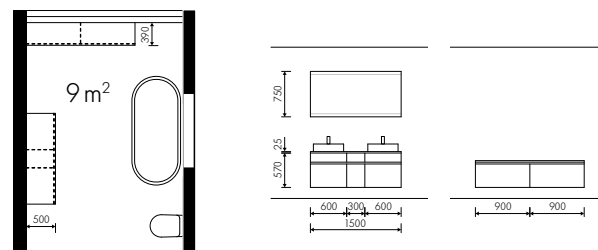


2

Bathroom idea **NOVA LACK**

BRILLIANT PERFORMANCE WITH STAYING POWER

High-quality materials are the basis for consistently reduced bathrooms. This makes the NOVA LACK genuine lacquer fronts in high-gloss night black an ideal component. The illuminated MatrixArt finger pull replaces classic handles throughout. Reduced looks like this! Complemented with plain white and wood decor washstand top in bough oak platinum, this creates a contrasting haven of well-being with loft character.



3

- 1 - The drawers and pull-outs on the washstand base units provide plenty of storage space.
- 2 - The mat taps pick up on the predominant colour shade.
- 3 - Particularly high-quality look: visible carcass sides lacquered in front colour.

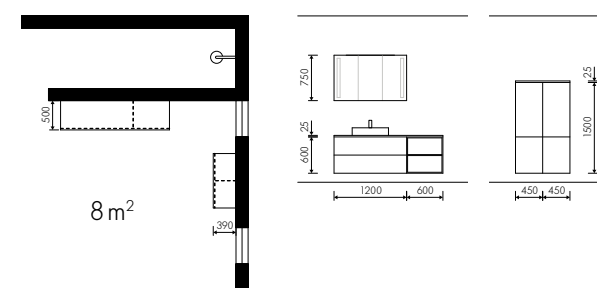




Bathroom idea **SOFT LACK**


NO-FUSS DESIGN PACKED WITH DETAILS

The SOFT LACK genuine lacquer fronts in quartz grey soft mat harmonise perfectly with open shelf element and washstand top in rustic wild oak. The cabinet and shelf element combination comes with an astonishing amount of storage space. Open shelves provide an additional place for all kinds of favourite pieces and decorative items. Unassuming at first sight, extremely clever at second!



- 1 - Cabinet and shelf element combination with plenty of hidden storage space.
- 2 - Rustic wild oak decor is reflected in shelf element and washstand top.
- 3 - Power where it's needed: electrical sockets integrated in the mirror cabinet.

- 4 - Practical detail: doors mirrored on both sides.
- 5 - The handle trim in polished chrome makes a feature on the washstand's soft mat fronts.





Bathroom components featured: Front SIGMA LACK D01 – genuine lacquer in white soft mat with integrated handle trim • Carcase in premium white (PVD) • 12 mm washstand top in marble grey (Z23) • Mirror with Emotion lighting



1

- 1 - The SIGMA LACK front has an integrated handle trim.
- 2 - You can display your favourite pieces on the wall clip-on shelves.
- 3 - The colour temperature of the wall mirror is easily changed by remote control.
- 4 - Two wash basins provide ample space.



Bathroom idea **SIGMA LACK**

ELEGANCE MEETS PERIOD CHARM

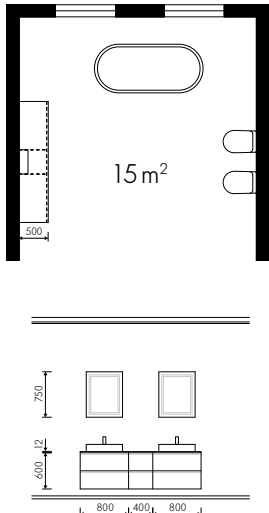
The white front with integrated handle trim makes a discreet entrance, leaving the centre stage to the washbasin in grey marble look. The clean-cut contours and mellow surfaces of SIGMA LACK give the room a contemporary, understated feel. Practical wall clip-on shelves add to storage space. Yet deliberately staged, they also double up as decoration.



2



3



4



THE BEST
PARTIES
BEGIN IN THE
BATHROOM

Bathroom components featured: Front STONE 263 – concrete ·
Handle trim in black anodised finish (G561) · Carcase in concrete (BET) ·
12 mm washstand top in black PRO (U23) · Mirror with Emotion lighting



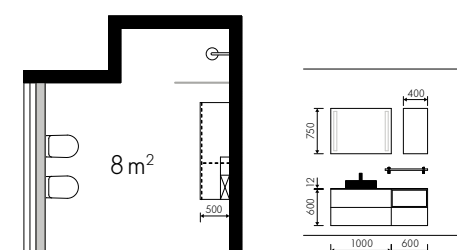


- 1 - Featured as standard, the sealing edge on the cabinets protects contents from dust and moisture.
- 2 - The black elements, like washstand, tap and handle trim, add contrasting statements.
- 3 - 60 cm high washstand base units provide the necessary storage space which can be put to perfect use thanks to the tall, closed side profile.

Bathroom idea **STONE**

AS IF CARVED IN STONE: A BATHROOM WITH AN IRRESISTIBLE TOUCH

Nothing is as natural-looking as the original. A belief that is altogether justified – except perhaps for STONE: the exceptionally authentic feel of this front gives the perfect illusion of being real concrete. In the composition shown here, combining it with black, e.g. on the washstand and handle trim, delivers the necessary contrast. Emotion lighting on the mirror – and indirectly below the wall cabinet – complement this bathroom concept.





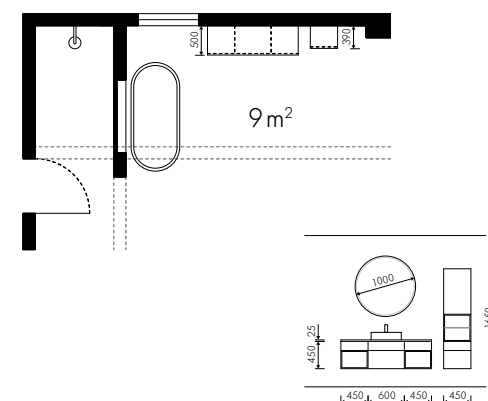


Bathroom idea **ARTWOOD**

THE ART OF A SIMPLY LOVELY BATHROOM

ARTWOOD looks warm and homely, particularly in natural bough oak decor – an effect that is further reinforced by the Emotion lighting on the mirror and in the open compartments. Accessories, like handles, tap and wall shelf holders in fashionable black, set the right tenor. A bathroom in which you will feel equally at ease out in the country as you will in the urban jungle.

- 1 - Illuminated open compartments give you indirect lighting.
- 2 - Practical inserts for all kinds of utensils keep drawers tidy.
- 3 - You can also fit deep pull-outs with the ideal organisational elements.



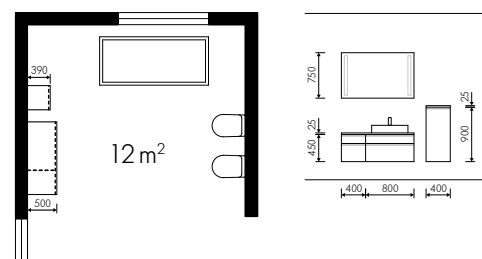




Bathroom idea **ALPHA LACK**

RATHER THAN FUSSINESS: SHARP CONTRASTS

High-gloss ALPHA LACK in high-gloss white alone is sufficient to be on the safe side: The integrated handle trim reduces this bathroom idea to the essentials. The clean-cut black and white look of floor and wall design is consistently continued in the furniture. A bathroom for people who like to take the direct route.



- 1 - The integrated handle trim clearly shows character with a strong profile.
- 2 - A place for everything needed every day: drawers with integrated cosmetics organiser.
- 3 - A glass shelf is a high-quality addition and provides a place for day-to-day necessities.
- 4 - The 90 cm high additional cabinet offers plenty of space for towels and other bathroom items.
- 5 - With drawers and pull-outs, the washstand too provides ample storage.

A man with dark hair and a beard is shown from the side, sitting in a bathtub. He is shaving his arm with a razor, and a large amount of white shaving foam is on his arm. He has a large, black, tribal-style tattoo on his upper back. The background is a bathroom with a sink and a faucet visible. The lighting is warm and soft.

MEN
TOO
DESERVE
TIME FOR
THEMSELVES



Power off, recreation time on: when things slowly quieten down outside, your bathroom can also switch into another mode. Where and how else should a perfect evening begin?



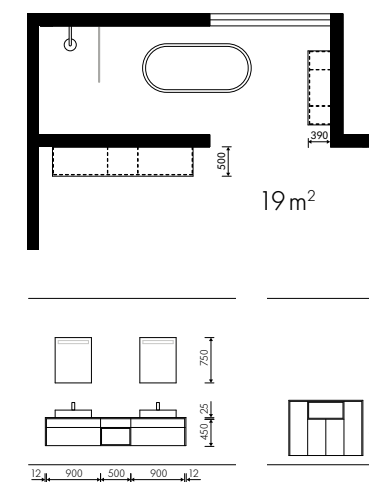




Bathroom idea **NOVA LACK**

UNDERSTATED ELEGANCE WITH CLEAN LINES

The combination of NOVA LACK in high-gloss white with light wood decor in natural bough oak makes every bathroom an inviting haven of well-being. The washstand not only provides plenty of storage in the drawers but also in the 90 cm wide pull-outs. The additional cabinets feature clever details, such as remote-controlled lighting elements and open shelves. A bathroom for fresh minds!



Brightness and colour temperature of the Emotion lighting in the open compartments is easily adjusted to suit your mood by remote control. It is also easy to install, e.g. in a side panel, where it always has its proper place.



- 1 - Matching additional cabinets with open compartments and integrated lighting.
- 2 - Perfection both inside and out: the natural bough oak carcass decor continues through on the inside of the unit.
- 3 - Loads of storage space in the 90 cm wide drawers and pull-outs.



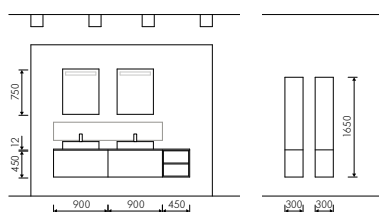
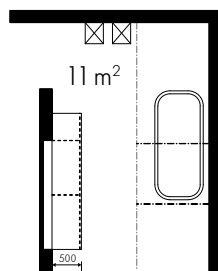
Bathroom components featured: Front LUX 36A – lacquered laminate in high-gloss arctic white · Handle trim in chrome (G530) · Carcase in arctic white (ARW) with visible sides in gloss arctic white (G56) · 12 mm washstand top in concrete (S 91) · Mirror with Emotion lighting



Bathroom idea **LUX**

PERFECTLY PLANNED TO THE VERY TOP

With the right bathroom furniture, rooms with sloping ceilings can take centre stage too: Despite relatively compact dimensions, the room has space for two full-size washbasins which provide ample storage space in the 90 cm wide and 45 cm high pull-outs. In selecting the materials, preference was given to high-gloss lacquered laminate in the form of LUX arctic white. The slender supplementary cabinets give you plenty of storage for towels and cosmetics. We feel: putting your slant on things is always good.

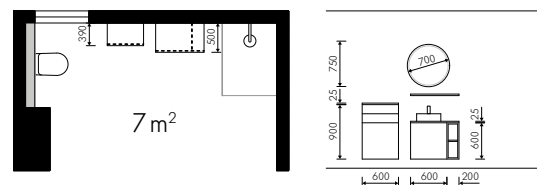


- 1 - The high-quality glass side makes it particularly easy to see inside the cabinet.
- 2 - The slender additional cabinets create extra storage space.
- 3 - The handle trims go perfectly with the high-gloss front.



Bathroom components featured: Front PLUS 60P – platinum grey soft mat laminate with anti-fingerprint finish · Handle trim in stainless steel look (G560) · Carcase in platinum grey (PGD) · 25 mm washstand top in mocha ash (E34) · Mirror with Emotion lighting





Bathroom idea **PLUS**

A TOUCH DIFFERENT

This bathroom idea impresses in all sorts of ways. Starting with look: the restrained PLUS laminate front in platinum grey harmonises perfectly with the washstand top and panel shelf in mocha ash. Anti-fingerprint finish makes cleaning particularly easy. In spite of only a few items of furniture, there is not compromising on functionality either: it has even been possible to integrate a laundry unit.

- 1 - A perfectly coordinated team: handle trims in stainless steel look with fronts in timeless platinum grey, plus mocha ash.
- 2 - Its shape alone makes the round mineral-cast washbasin a real eye-catcher.
- 3 - Nothing to tip over, nothing to rock about: the practical laundry basket simply vanishes into the additional cabinet.
- 4 - There's also an organised place here for utensils.





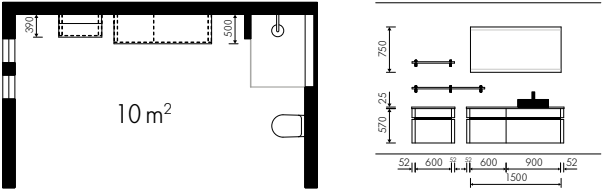
Bathroom idea **MANHATTAN**

WHEN NATURAL
MEETS MODERN

This bathroom idea is brought alive from the interplay between the MANHATTAN rustic wood decor in chalet oak and elements in black, like washstand and tap. The illuminated MatrixArt recessed handle profile makes a subtle yet clear statement that expresses practical, modern design. All in all, this is a bathroom that invites you to stay and while away time.



- 1 - Featured as standard with Nolte SPA: drawers below washbasins come with a cosmetics organiser with integrated U-bend cut-out.
- 2 - Wall clip-on shelves in matching decor provide additional storage and display surfaces.
- 3 - The illuminated MatrixArt recessed handle profile and matching side cladding provide a consistent look.





WE KEEP A CHECK ON OUR FOOTPRINT

Do you recycle, avoid plastic and prefer not to use the car whenever you can? We think that's great. Because we too realise what huge responsibility there is in conserving natural resources, keeping air and water clean and acting in a sustainable way – from producing to shipping our bathrooms.

This is why, for instance, the level of emissions from our materials falls well below the ceilings defined by law. Modern filter systems make sure that no pollutants get into the environment from our production activities. And when it's time to get your bathroom furniture on its way to you, we use environmentally friendly packaging material that can be recycled.

This lets us create the best possible basis for healthy, sustainable home living – in your bathroom too.

Bathroom components featured: Front ARTWOOD 22R – walnut royal •
D-handle in chrome (G843) • Carcase in walnut royal (NBR) • Mineral-cast unit washstand
in gloss white • Mirror cabinet with Emotion lighting





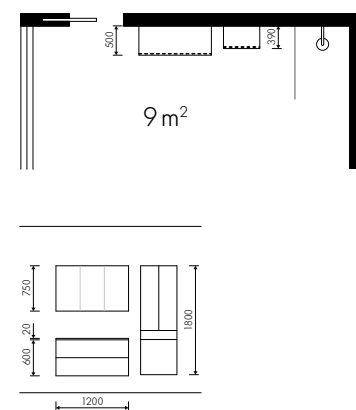
Attractive lighting plays a key part in conjuring the homely atmosphere pervading this bathroom idea.



Bathroom idea **ARTWOOD**

EVERYTHING EXACTLY IN ITS PLACE

You may not even realise you're standing in the bathroom. Because ARTWOOD in walnut royal creates a warm atmosphere that extends throughout the entire room – even inside the cabinets. And numerous details from the washstand to the laundry unit show that this bathroom idea has even more to offer than just looks and feel!



- 1 - Cast in one: the 120 cm wide mineral castings unit washstand top and basin.
- 2 - Measuring 180 cm in height, the particularly tall additional cabinet provides a large amount of storage space.
- 3 - The laundry unit hides away items that are often left lying around in the home.



With two kids of boisterous age, every day is an adventure for Marie. The boys have discovered their passion for football. But there are times when events in the bathroom should get her to show the red card more often. With a new bathroom, all of this was to change. Whether the plan has succeeded though, is something for Marie herself to reveal:

Unfortunately, every weather is football weather for my boys. When they come in covered in mud from head to toe, I send them marching straight to

the bathroom. But that simply relocates the problem. That's when the havoc really does start in the bathroom. Dirty finger marks everywhere, clothes jettisoned into the corners, cupboards ripped open and slammed closed and everything made to double up as goal posts or players from the opposing team.

After a while, much of the furniture simply gave up. We had long become used to marks and stains that wouldn't come out any more. Then we had the idea of getting better, but also nicer-looking bathroom furniture. Doing so, we wanted

to turn the bathroom into a place we'd all feel good in for years to come, a place that might make our bundles of energy calm down a bit.

And the first time they ran into the new bathroom covered in dirt, they did actually stop in their tracks to look at me. "Be careful", I said, and they behaved themselves. In the meantime, admittedly, they're back to their antics again in the bathroom, but there's far less chaos than there ever used to be.

All in all, I'm really pleased that our new bathroom is so forgiving and takes it all in its stride. The surfaces are quickly cleaned and the furniture just keeps on going – better than most goalkeepers.

But the hat trick didn't come until extra time: because they have so much fun making the full laundry basket disappear in the cupboard, they are clearing up after themselves more and more. More and more, of course, doesn't mean always by any stretch of the imagination. But no one is born a champion, as they say.



ACID TEST TIMES TWO



Bathroom idea **SOFT LACK**

Bathroom components featured: Front SOFT LACK 76Q – genuine lacquer in quartz grey soft mat · Handle combination black coated (847) · Carcase in quartz grey (QGD) · 25 mm washstand top in natural bough oak (E27) · Mirror cabinet with Emotion lighting





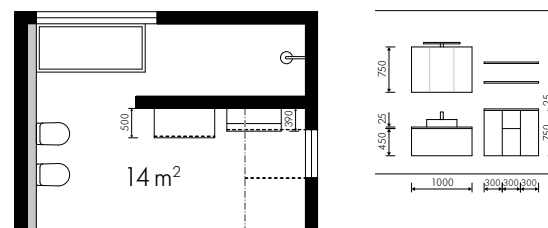
Bathroom idea **SOFT LACK**

WHEN PRACTICAL MEETS BEAUTIFUL SIMPLICITY


The quartz grey harmonises perfectly with the rustic wild oak of washbasin top and panel shelf, with the additional cabinet in 75 cm height providing plenty of space for this and that. A great idea, not just for a loft in the city.



1 - Featured as standard, the sealing edge on the cabinets protects contents from dust and moisture.







- 1 - Black details, such as tap and washstand, make statements.
- 2 - The lighting integrated in the mirror helps to create a warm and inviting ambience.
- 3 - Only 15 cm wide, the MatrixArt end base unit cleverly combines a handleless open look with additional storage space.

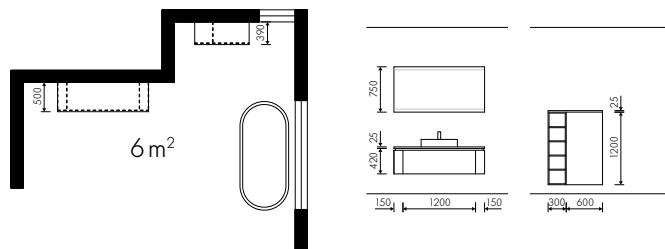
Bathroom idea **SOFT LACK**

COLOURS AND MATERIAL PERFECT BALANCED

This bathroom is particularly impressive in the way it shows you how to create a feel-good atmosphere with just a few simple ingredients: high-quality materials, such as SOFT LACK in sahara, are accentuated by the black MatrixArt recessed handle profile with Emotion lighting. Add to this the washstand top in walnut cuba: voilà. A bathroom that speaks harmony with valuable details.



3






GO AND GET A BATH YOURSELF

"Walking into the bathroom used to make my hair stand on end. For many reasons. But recently, a lot has been going on in my chamber of horror! Suddenly it is bright in here, inviting, all the cupboards hovering above the floor and somehow ... I almost feel very much at home here. Thank you, dear people, for this new bathroom. What a good idea this was. Just one thing though: I still don't like having a bath!"

– BOOMER, 5 years old,
Mongrel from Greece



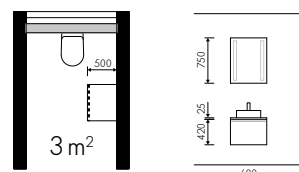




- 1 – Everything needed in the guest W/C vanishes in the large pull-out.
- 2 - The illuminated mirror with gesture control not only excites those with a penchant for technology.

Bathroom idea **MANHATTAN**

ONLY THE BEST FOR GUESTS TOO

This guest bathroom impressively demonstrates that Nolte SPA not only lets you create spacious bathrooms but also the smallest of rooms: from towel holder to illuminated mirror with gesture control, the outfit is nothing short of perfect!



Bathroom components featured: Front MANHATTAN 490 – white · MatrixArt handleless with recessed handle profile in stainless steel look (G595) · Carcase in premium white (PVD) · 25 mm washstand top in chalet oak (E23) · Mirror with Emotion lighting

MATRIXART
by nolte spa



THE DETAILS MAKE THE DIFFERENCE

For you to really feel good in your bathroom, it not only needs to look perfect on the face of it. It's the details that really matter – besides quality “Made in Germany”, of course, which is at the core of our furniture. So, why not take a moment and see what makes the big difference at Nolte SPA, also when it comes to the little things.



Our washstands come as standard with a U-bend cut-out and cosmetics organiser.



Genuine lacquer fronts are optionally available with lacquered surrounding element.



Cabinet interiors are perfectly protected from dust and moisture so typical of the bathroom environment. This is ensured by the sealing edge in matching decor.



Interior decor: Nolte SPA cabinets in carcass colours are identical in decor both inside and out. You would prefer front and visible sides to look the same? With many colours, this can be done too.

You can also alter the colour of light in the bathroom and control illumination by gesture or remote control. You can use our LED Emotion lighting almost anywhere, e.g. in mirror cabinets or open compartments.



MatrixArt: our handleless bathroom furniture is also available with LED Emotion lighting. The side panel comes in a variety of finishes.

MATRIXART
by nolte spa



Base and washstand units are available in 60 and 45 cm height.



All lighting elements provide an IP44 protection rating which means they meet all requirements in the bathroom environment.

Nolte SPA also offers function mirrors that can be varied in width.



TIME FOR SOMETHING NEW

Shiny patterned tiles, heavy-looking washstands and towels left lying around typify bathrooms from the sixties and seventies. In bathrooms like these, most of us today only experience one moment of glee: when, at last, you can leave the grotto of clutter and close the door behind you.



Once flashy, now trashy

But what makes us see yesterday's bathrooms like this, yet a modern bathroom through completely different eyes? Yes: time changes the way we perceive shapes and colours. We tire of seeing things, thirst for the new. But the changing world around us also has an impact on our perception: in an increasingly hectic world, we yearn for clarity. We prefer to see muted individual colours but a richly contrasting overall composition, rooms that look airy and tidy.

Every age has its style. Yet it is not only tastes that are changing, new materials are also opening up different design options.

Fabric for dreams

There are also entirely different ways of furnishing a bathroom: bathroom furniture can be wall-mounted off the floor, and new production methods are giving us the option of getting the look of concrete, wood, natural stone and other material into the bathroom.

Technical perfection

Smooth-running drawers with clever organiser system today let us get more storage space from less cabinetry. New, high-quality wall coverings are also making it unnecessary to tile the entire bathroom. And modern LED lighting lets you create different lighting moods, depending on frame of mind or time of day.

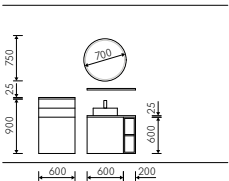
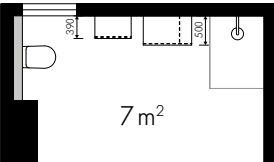
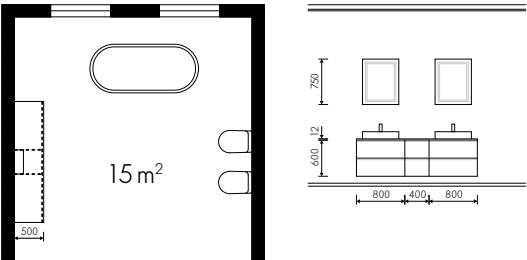
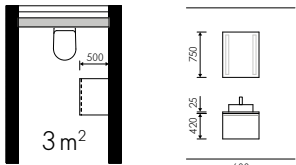
Why wait and for what?

We spend a lot of time in the bathroom. This is where our day begins and also ends. Today, designing this important space to make us feel good is easier than many might think.



FROM BIG TO SMALL, YOU CAN HAVE IT ALL

High-end bathroom furniture and great design – to many, this immediately conjure images of the luxury bathroom in a spacious urban villa. But even in the smallest of bathrooms – the guest toilet – you can create a new atmosphere in hardly any time at all. Design family bathrooms that leave you wanting for nothing and pamper the soul with every day that passes. There’s the right solution for virtually any space. Try it out for yourself.

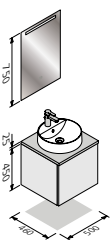


- 1 - A small, accomplished guest toilet gains from high-quality furniture.
- 2 - A few, cleverly chosen items of furniture create plenty of storage space and an atmosphere that makes you feel welcome. Surfaces with anti-fingerprint finish and the combination of round and square components are the mark of modern bathroom design.
- 3 - The charm of a period building is underscored with modern bathroom furniture and versatile lighting. The washstand with uninterrupted, end-to-end top and two basins gives you so much storage space that you can opt for a free-standing bathtub and position wherever you choose.

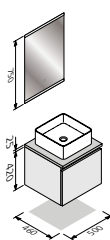
WASHSTANDS

The Nolte SPA collection provides countless ways of composing your very own dream bathroom. To get an idea of what you can do, this is where you will find a number of examples for planning different washstand layouts. You can extend them in any way you choose with additional units.

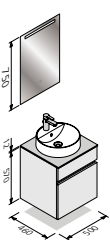
500 mm width



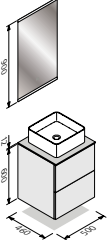
- Function mirror
- Mineral-cast counter-top washbasin with tap
- 25 mm washstand top
- Washstand base unit



- Function mirror
- Ceramic counter-top washbasin with tap
- 25 mm washstand top
- MatrixArt washstand base unit

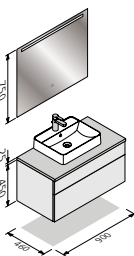


- Function mirror
- Mineral-cast counter-top washbasin with tap
- 12 mm washstand top
- MatrixArt washstand base unit

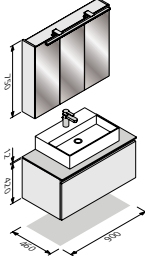


- Function mirror
- Ceramic counter-top washbasin with tap
- 12 mm washstand top
- Washstand base unit

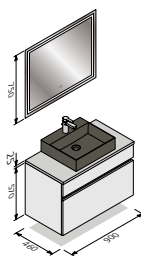
900 mm width



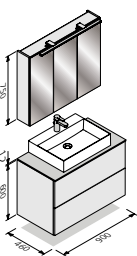
- Function mirror
- Mineral-cast counter-top washbasin with tap
- 25 mm washstand top
- Washstand base unit



- Mirror cabinet
- Ceramic counter-top washbasin with tap
- 12 mm washstand top
- MatrixArt washstand base unit

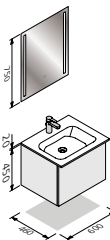


- Function mirror
- Ceramic counter-top washbasin with tap
- 25 mm washstand top
- MatrixArt washstand base unit

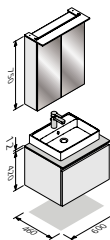


- Mirror cabinet
- Ceramic counter-top washbasin with tap
- 12 mm washstand top
- Washstand base unit

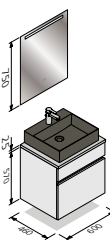
600 mm width



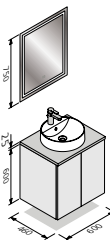
- Function mirror
- Mineral-cast unit washstand with tap
- Washstand base unit



- Mirror cabinet
- Ceramic counter-top washbasin with tap
- 12 mm washstand top
- MatrixArt washstand base unit

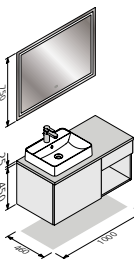


- Function mirror
- Ceramic counter-top washbasin with tap
- 25 mm washstand top
- MatrixArt washstand base unit

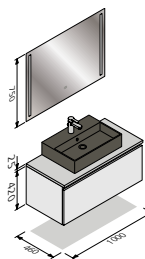


- Function mirror
- Mineral-cast counter-top washbasin with tap
- 25 mm washstand top
- Washstand base unit

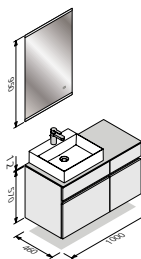
1000 mm width



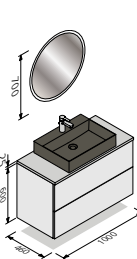
- Function mirror
- Mineral-cast counter-top washbasin with tap
- 25 mm washstand top
- Washstand base unit
- Base unit



- Function mirror
- Ceramic counter-top washbasin with tap
- 25 mm washstand top
- MatrixArt washstand base unit

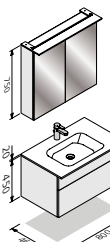


- Function mirror
- Ceramic counter-top washbasin with tap
- 12 mm washstand top
- MatrixArt base unit

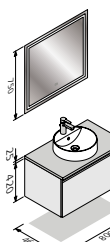


- Function mirror
- Ceramic counter-top washbasin with tap
- 25 mm washstand top
- Washstand base unit

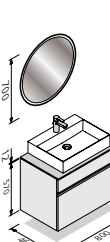
800 mm width



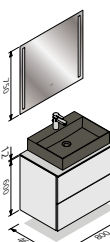
- Mirror cabinet
- Mineral-cast unit washstand with tap
- Washstand base unit



- Function mirror
- Mineral-cast counter-top washbasin with tap
- 25 mm washstand top
- MatrixArt washstand base unit

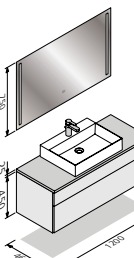


- Function mirror
- Mineral-cast counter-top washbasin with tap
- 25 mm washstand top
- MatrixArt washstand base unit

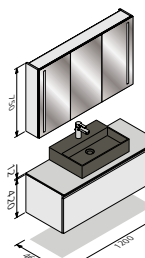


- Function mirror
- Ceramic counter-top washbasin with tap
- 12 mm washstand top
- Washstand base unit

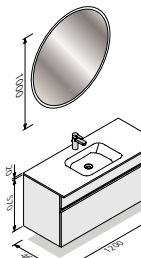
1200 mm width



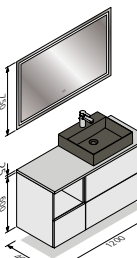
- Function mirror
- Ceramic counter-top washbasin with tap
- 25 mm washstand top
- Washstand base unit



- Mirror cabinet
- Ceramic counter-top washbasin with tap
- 12 mm washstand top
- MatrixArt washstand base unit



- Function mirror
- Mineral-cast unit washstand with tap
- MatrixArt washstand base unit

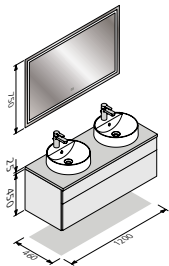


- Function mirror
- Ceramic counter-top washbasin with tap
- 25 mm washstand top
- Washstand base unit
- Base unit

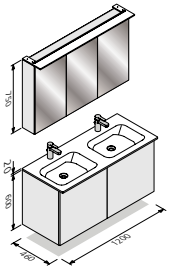
DOUBLE WASHSTANDS

Needless to say, Nolte SPA can also give you ideas and suggestions for double washstands. There's enough space here for the whole family.

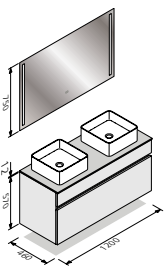
1200 mm width



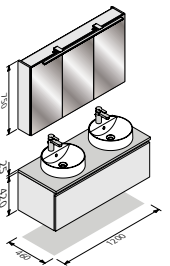
- Function mirror
- Ceramic counter-top washbasins
- 25 mm washstand top
- Washstand base unit



- Mirror cabinet
- Mineral-cast unit washstand with taps
- Washstand base unit

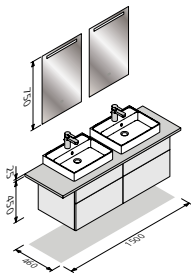


- Function mirror
- Ceramic counter-top washbasins
- 12 mm washstand top
- MatrixArt washstand base unit

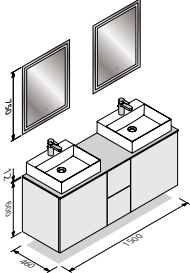


- Mirror cabinet
- Mineral-cast counter-top washbasins with taps
- 25 mm washstand top

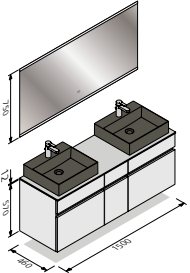
1500 mm width



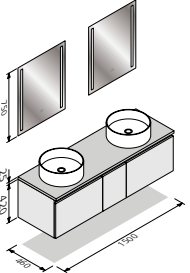
- Function mirror
- Ceramic counter-top washbasins with taps
- 25 mm washstand top
- Washstand base units



- Function mirror
- Ceramic counter-top washbasins with taps
- 12 mm washstand top
- Washstand base units
- Base unit

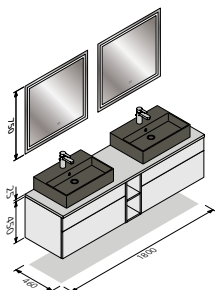


- Function mirror
- Ceramic counter-top washbasins with taps
- 12 mm washstand top
- MatrixArt washstand base units

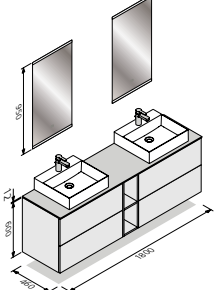


- Function mirror
- Ceramic counter-top washbasins
- 25 mm washstand top
- MatrixArt washstand base units

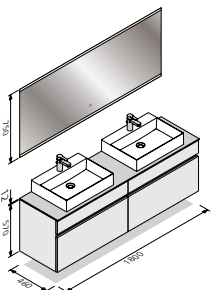
1800 mm width



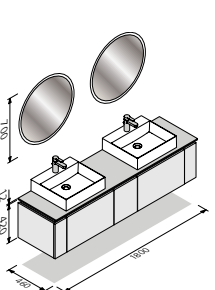
- Function mirror
- Ceramic counter-top washbasins with taps
- 25 mm washstand top
- Washstand base units
- Base unit shelf



- Function mirror
- Ceramic counter-top washbasins with taps
- 12 mm washstand top
- Washstand base units
- Base unit shelf



- Function mirror
- Ceramic counter-top washbasins with taps
- 12 mm washstand top
- MatrixArt washstand base units

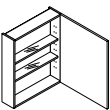


- Function mirror
- Ceramic counter-top washbasins with taps
- 12 mm washstand top
- MatrixArt washstand base units

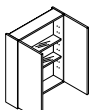
ADDITIONAL UNITS

This shows you a small selection of the extensive line-up of Nolte SPA additional cabinets. Your specialist advisor will be pleased to show you the entire range and help you plan the perfect bathroom.

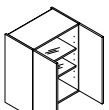
Wall units Height 750 mm



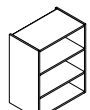
- Width 300-600 mm
- Depth 150/350 mm



- 2-door
- Width 600 mm
- Depth 150 mm

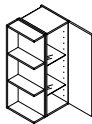


- 2-door
- Width 600 mm
- Depth 350 mm

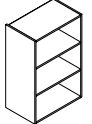


- Open shelf unit
- Width 150-600 mm
- Depth 150-370 mm

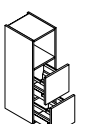
Highboards Height 750 mm | Height 900 mm



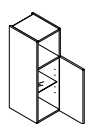
- Cabinet - open shelf unit combination
- Width 450 mm



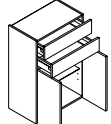
- Open shelf unit
- Width 300-600 mm



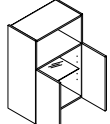
- Highboards with pull-outs, doors and compartments in a variety of layouts
- Width 300-600 mm



- Highboards with pull-outs, doors and compartments in a variety of layouts
- Width 600 mm

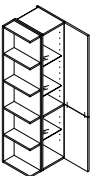


- Highboards with pull-outs, doors and compartments in a variety of layouts
- Width 600 mm

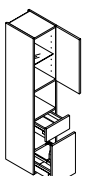


- Highboard with pull-out for laundry basket
- Width 600 mm

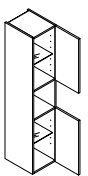
Mid-height units Height 1200 mm | Height 1500 mm Tall units Height 1650 mm | Height 1800 mm



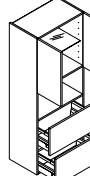
- Cabinet - open shelf unit combination
- Width 450 mm



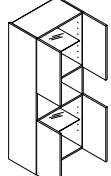
- Mid-height units/tall units with pull-outs, doors and compartments in a variety of layouts
- Width 300-600 mm



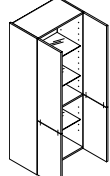
- Mid-height units/tall units with pull-outs, doors and compartments in a variety of layouts
- Width 600 mm



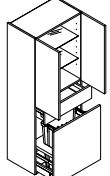
- Mid-height units/tall units with pull-outs, doors and compartments in a variety of layouts
- Width 600 mm



- Tall unit with pull-out for laundry basket
- Width 600 mm



- Tall unit with pull-out for laundry basket
- Width 600 mm



- Tall unit with pull-out for laundry basket
- Width 600 mm

FRONTS


Add a splash of colour to your bathroom. The Nolte SPA mat lacquer concept lets you do precisely this: Featuring 18 on-trend colours, you can choose from the entire colour spectrum – from warm to cool, from light to dark, there’s something for virtually every taste!

What’s more, we also have the right front for every budget: from melamine resin to genuine lacquer, from plain colours to stone and wood decors, the sky’s the limit. And the best part: with MatrixArt, most fronts can even be provided in a handleless option.



MATRIXART

MANHATTAN



MATRIXART

ARTWOOD



MATRIXART

SOFT LACK


GENUINE LACQUER



MATRIXART


SOFT LACK

GENUINE LACQUER



MATRIXART

LUCCA



MATRIXART

STONE



MATRIXART

SOFT LACK


GENUINE LACQUER



MATRIXART

NOVA LACK


GENUINE LACQUER



MATRIXART

LUX

LACQUERED LAMINATE



MATRIXART

PLUS


MAT LAMINATE

anti-finger-print



GENUINE LACQUER

SIGMA LACK



GENUINE LACQUER


ALPHA LACK






CARCASE FINISHES


No matter which bathroom you choose, it will only be perfect if it meets the highest of standards behind the fronts as well. Nolte SPA gives you a choice of 10 carcass colours (two even with gloss exterior), the finish of which continues through on the cabinet inside for a consistent look. A real benefit when it comes to creating a feel-good ambience.




AEN natural bough oak



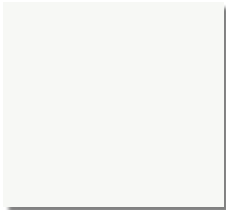
CED chalet oak




ED9 volcanic oak



NBR walnut royal



ARW arctic white




PGD platinum grey




BET concrete




QGD quartz grey




PWD premium white



SHD sahara



PWG premium white gloss*



SHD gloss sahara


*Visible sides are supplied in a high-gloss finish as standard at no additional charge. Carcase insides in mat.



Above and beyond the carcass decors, you also have the option of choosing visible carcass exteriors that match the colour of the front to ensure that nothing spoils the overall look of harmony in your new bathroom. Whether mat or gloss and even lacquered in whichever front colour!

WASHSTAND TOPS

All of our washstand tops will leave you wanting for nothing in terms of look and feel. Our range of stone, wood and plain decors is as multifaceted as nature itself. Choose a thickness of either 12 mm or 25 mm – exactly as you please.




U20 arctic white PRO




U24 quartz grey PRO




C30 white concrete




Z15 cement sapphire grey



Z23 marble grey



U22 premium white PRO




U23 black PRO




S91 concrete



Z13 cement agate grey




U50 platinum grey



S88 basalt



Z14 cement anthracite



S94 corten steel



S97 steel grey




E39 volcanic oak



E23 chalet oak




E34 mocha ash




A22 walnut royal



E36 oak graphite silver



E27 natural bough oak



A23 walnut cuba



E28 rustic wild oak



HANDLE OPTIONS

Handles put the finishing touches on every successfully planned kitchen. Plan your bathroom with the matching handle to give it a unique look – making it absolutely perfect for you.

HANDLES



HANDLE 242
polished chrome
metal



HANDLE 243
chrome mat
metal



HANDLE 322
stainless steel look
metal

HANDLE COMBINATIONS



Handle combination 843
polished chrome
metal



Handle combination 844
polished chrome
metal



Handle combination 846
polished chrome
metal



Handle combination 847
black coated
metal

HANDLE TRIMS



Handle trim 530
polished chrome
metal



Handle trim 560
metal look
metal



Handle trim 561
black anodised
metal



Handle trim 675
stainless steel look
metal



Handle trim 676
black anodised
metal

Not available for SIGMA LACK and ALPHA LACK

LESS CAN SOMETIMES MEAN MORE

Without handles, MatrixArt lets you create a bathroom with elegant, sleek lines. And with Emotion lighting, you can set off the recessed handle profiles with stunning effect. Black, arctic white and stainless steel look also give you the option of three profile colours. This is where admirers of good design and graphic style are truly spoilt for choice.



OUTFIT AND ACCESSORIES

Nolte SPA offers you a comprehensive range of washbasins, taps, cabinet fittings and accessories. Perfectly matching our bathroom furniture and with ingenious solutions at detail level. For instance, you can fit the washbasins with a concealed overflow system or match the cabinets to your requirements with intelligent interior organisation system. Create your personal bathroom in a way that best suits you and your needs.



- 1 - High-quality ceramic counter-top washbasin with matching tap and fittings.
- 2 - Mineral-cast washstands with integrated basin.
- 3 - Towel rails are available in different designs.
- 4 - Organise existing storage space just as you please.





Top-mounted lights perfectly illuminate the mirror.



LIGHTING IS MOOD AND ATMOSPHERE

Also and particularly in bathrooms, light and illumination are vitally important. But they are not only used for providing perfect illumination, they more importantly create mood and atmosphere. Here too, Nolte SPA gives you a wealth of options: starting with the illuminated MatrixArt recessed handle profiles, the spectrum also includes mirror and mirror cabinets and extends through to top-mounted lights and washstand illumination. What's more, ambient illumination lighting can even be provided below washstands.

And not only can you dim light, of course, but also alter colour temperature and match it to suit your particular mood or the time of day. Your expert advisor will be pleased to provide you with details and show you all of the options.

Light strip integrated in the recess between mirror cabinet and wall for optimum washstand illumination







QUALITY IS NOT A MATTER OF CHANCE

Nolte SPA is part of a success story spanning over sixty years – made in Germany.

Our bathroom furniture is made at Nolte Küchen – voted in 2019 by users as Germany's favourite kitchen brand for the third time in succession. Placing exacting demands on craftsmanship and benefiting from expertise in providing excellent finish, we enhance our products and production processes every day. The plant in Löhne, East Westphalia, delivers outstanding quality that is on the cutting edge of technology at all times.

We obtain certification for this quality – such as in the form of the GS label for tested product safety and the “Golden M” from the German Furniture Quality Assurance Association.



nolte[®]
SPA

FOR TOMORROW'S FORESTS.

The forest is one of the most important places there is. Not only for us human beings and animals, but also in particular for us as furniture manufacturers: with wood as its renewable raw material, it is, after all, the basis for everything we produce. At the same time, we not only care about the forest but about the whole environment.

This is also why we manufacture our furniture in Germany and nowhere else. The infrastructure that is in place here provides a reliable basis for producing in the most resource-friendly way possible. At our production sites, modern filter systems make sure that no pollutants get into the environment. All packaging material can be recycled without a problem, and a perfected logistics system guarantees that your new bathroom reaches you by the shortest route.





FEEL-GOOD BATHROOM FURNITURE

Where form, colour and functionality harmonise as perfectly as they do in a bathroom from Nolte SPA, you will find that creating the right atmosphere couldn't be easier. Simply feel good whatever the situation, whatever the mood and whatever time of day.

nolte[®]
SPA

VF-SPA22-GB

Subject to technical change without notice. Colour shades in this catalogue may sometimes vary slightly from original colours for printing and photographic reasons. Nominal charge € 5
Nolte SPA GmbH · Konrad-Nolte-Straße 20 · 76726 Germersheim
Mailing address: Anni-Nolte-Straße 4 · 32584 Löhne
Phone +49 5732 / 899-1500 · www.nolte-spa.com · info@nolte-spa.de